

January 8, 2018

CITY OF WICHITA, KANSAS

REQUEST FOR FORMAL BID NUMBER FB740233

ADDENDUM # 1

PARK & RECREATION DEPARTMENT/RECREATION DIVISION

DESCRIPTION: New Dugouts & Baseball Field Improvements at McAdams Park

OPENING DATE: FRIDAY, January 12, 2018, AT 10:00 A.M.

The following additions, deletions, and/or changes have been added to the specifications and made a part of this formal bid FB740233.

- 1. See Attached for Addendum #1 Items.

FOR BIDS SUBMITTED ONLINE ELECTRONICALLY (<https://ep.wichita.gov>): YOU NEED TO REVIEW, MAKE ANY NECESSARY CHANGES AND RESUBMIT YOUR BID. THE ADDENDUM WILL BE ACKNOWLEDGED WHEN YOU HAVE READ THE LEGAL BID ADDENDUM FORM.

ALL BIDS RECEIVED ON >, 2017, BEFORE NOON WILL BE RETURNED WITH THIS ADDENDUM. IF YOUR BID IS NOT RETURNED AND YOU WANT IT BACK, PLEASE CALL THIS OFFICE (316) 268-4636.

Melinda A. Walker
Purchasing Manager

The undersigned acknowledges receipt of this Addendum and the bid submitted herewith is in accordance with the information, instruction and stipulations set forth herein.

Date

Company Name

Signature of Company Representative

Print Name of Company Representative

Title

This Addendum is hereby made part of the Contract Documents to the same extent as though it were originally included therein.

All Contractors, Subcontractors and suppliers are reminded that they shall be familiar with all Addenda items (as well as all parts of the Construction Documents) so as to understand the extent of their work and its interrelation with other trades.

To all bidders for furnishing all labor and materials necessary for the following Contract:

**City of Wichita – McAdams Park -
New Dugouts & Field Improvements**

1329 E. 13th Street N.
WICHITA, KANSAS

Prepared by:
Schaefer Johnson Cox Frey Architecture, Inc.

GENERAL:

- ITEM AD1-G01 PREBID CONFERENCE:
See attached attendance sheet from the pre-bid conference.

- ITEM AD1-G02 PROJECT MANUAL, TABLE OF CONTENTS:
ADDITION: Add section 32 18 23.29 Synthetic Field Sport Surfacing.
(specification attached)

- ITEM AD1-G03 PROJECT MANUAL, SPECIFICATIONS, Section 01 23 00 Alternates:
REVISION: Remove paragraph 1.05 in its entirety, no bidder’s alternates will be
accepted.

- ITEM AD1-G04 PROJECT MANUAL, SPECIFICATIONS, Section 11 66 33 Outdoor Athletic
Equipment, 2.01 EQUIPMENT:
CLARIFICATION: 2.01B.1: 4” thickness is nominal and shall consist of minimum 3” foam
padding and 5/8” backer panel.

REVISION: 2.01B.4: Backstop padding and plywood backer shall be fully wrapped with
vinyl - no exposed plywood backer.

- ITEM AD1-G05 PROJECT MANUAL, SPECIFICATIONS:
REVISION: The following manufacturers have been approved in the sections indicated,
provided their product satisfies all requirements of the specifications and
contract documents:

<u>SECTION</u>	<u>PRODUCT</u>	<u>MANUFACTURER</u>
11 66 33	24’ Foul Pole with 16’ Wing	Gill Athletics
11 66 33	Backstop Padding	QC Networks, Inc.
11 66 43	Scoreboard BA-7200-2 w/ MP-80	Fair-Play by Translux

- ITEM AD1-G06 DRAWING SHEETS, A22.1:
REVISION: Replace drawing sheet A22.1 with attached including revisions to the batting
cage playing surface.

ELECTRICAL:

ITEM AD1-E01 PROJECT MANUAL, SPECIFICATIONS, Section 01 23 00 Alternates:
CLARIFICATION: 1.04.A: Electrical shall generally be routed from each scoreboard toward the main north / south sidewalk between the fields then directed north to the original restroom concessions building. No trenching allowed through the ballfields.

End of Addendum #1

PRE-BID CONFERENCE ATTENDANCE SHEETS FOR NEW DUGOUTS & BASEBALL FIELD IMPROVEMENTS AT MCADAMS PARK
 AT 10:00 A.M. ON THURSDAY, JANUARY 4, 2018

FORMAL BID - FB740233
 WHICH IS TO OPEN ON FRIDAY, JANUARY 12, 2018 AT 10:00 A.M.

FOR
 PARK & RECREATION DEPARTMENT/RECREATION DIVISION

PLEASE PRINT

COMPANY NAME	ADDRESS, CITY, STATE, ZIP	PERSON ATTENDING	PHONE NUMBER	EMAIL
WICHITA ELECTRIC CO.	2020 E. Douglas Ave	Tom Eckley	316-269-1962	TomE@WichitaElectric.com
Wichita Electric Co.	2020 E. Douglas Ave	John Sensenauer	316-269-1962	JohnS@WichitaElectric.com
Compton Const.	1907 N. Washington	Chris Riley	316-262-9885	criley@comptonconstruction.com
Belford Electric	800 C 3rd	Aaron Stevens	316-267-7060	Astevens@belfordelectric.com
First Grade Excavating	430 E 63rd St. S.	Jimmy States	316 648 2091	
First Grade Ex.	430 E 63rd St. S.	Rick Hancock	316 648-5024	frstgrade06@gmail.com
BSC	415 S. ZETA	DREN WYSS	214-2567	dwyss@bscconstruction.com
Sauerwein Constr	2055 S Edwards	Bea Sauerwein	316942-0028	bev@sauerweinconstruction.com
City		Jan Long	x4678	jlong@wichita.gov
Multicon Inc	3082 S All Hollows	MAF	316-644-3025	estimating@multicon.build
City	wichita ks 67217	Larry Hochmer Hannah Lang		

JUSTIN GRAHAM

SELF

32 18 23.29 SYNTHETIC FIELD SPORT SURFACING

5

PART 1 GENERAL**1.01 DESCRIPTION****10 Scope**

This package includes the installation of turf in the following areas:

- Batting Cages (turf is applied over 4"-6" of 3/8"-1/2" chip rock and secured at perimeter with nailer)

15 All work required as specified herein shall include labor, materials, equipment and services necessary to complete the installation of the field synthetic turf.

This is a performance specification.

20 Each turf provider/installer shall meet, bid and install the individual requirements in this specification. These specifications shall be adhered to throughout the construction process. The same turf provider/installer shall supply, install and warrant the synthetic turf.

Bids shall include;

- 25
- installation of geotextile fabric,
 - installation of chip rock,
 - installation of the synthetic turf

30 1.02 QUALITY ASSURANCE**Contractor Qualifications**

Only companies with proven experience in synthetic turf installations may be allowed to bid. All turf provider/installers shall submit list of the following:

- 35
- total years in athletic surfacing business (10 years minimum)
 - previous company names
 - name of parent company
 - list of previous projects with the same size and scope of work
 - list of references and phone numbers including architects and owners in Kansas and surrounding states.

40 All bidders must directly employ the installers of the synthetic grass and layered infill turf systems. Subcontractors shall not be acceptable for the infilled synthetic grass installation.

45 1.03 SUBMITTALS

Submittals shall include:

- 50
- a) layout drawings,
 - b) 12" x 12" sample of the turf (identical to what was bid),
 - c) product data and
 - d) specifications for Architect's review and approval.

Provide a letter from the tufting company, specific to this project, stating/certifying the type of blade, type of backing, testing data, pile height, weight, denier, blade spacing, tuft bind, etc.

55 Maintain one set of "working prints" for annotating all installation additions, changes, relocations, and/or corrections to the installation plan. Record and keep up to date throughout the progress of the job. Submit revised shop drawing "as-builts" at completion of Work.

1.04 WARRANTY

- 5 The Owner shall be given from the date of Substantial Completion;
 - a minimum EIGHT (8) year warranty by the turf provider/ installer **and**
 - a minimum EIGHT (8) year manufactures warranty by the turf manufacturer **and**
 - a minimum EIGHT (8) year fiber warranty by the fiber manufacturer

10 Submit written warranty against wear and defects. Certify that the “system” shall remain fully “serviceable” and “playable” for the “time period” and “designated uses” specified below.

15 The turf provider/installer hereby warrants to the Owner, subject to the limitations and conditions set for the below, that its synthetic turf described herein is free from physical defects in manufacturing and shall for a minimum period of EIGHT (8) YEARS from the date of Substantial Completion, remain serviceable for multiple sports activities.

20 The turf provider/installer warrants to the Owner that its synthetic turf system shall not unevenly fade, fail, shrink, and shall not reflect excessive wear due to defects in materials and workmanship, for a minimum period of EIGHT (8) YEARS from the date of Substantial Completion.

In the event that the synthetic turf shall unevenly fade, fail, shrink or reflect excessive wear, the turf provider/installer, at its expense and cost, replace such areas of the synthetic turf that are or have been affected.

25 The term "not fade" in the context of this warranty shall mean that the synthetic turf shall remain uniform green without unsightly change.

No claims under warranty shall be considered for materials damaged or destroyed by vandals or damages caused by unauthorized operation of the system by others.

30 **PART 2 MATERIALS**

2.01 TURF SYSTEM

35 **MANUFACTURER**
The following turf provider/installers are approved:
SportsGrass Arena by ForeverLawn
Substitutions as approved in advance by Architect

40 The turf system shall consist of a synthetic grass like surface pile which shall be tufted into multiple layers of woven polypropylene. The backing of the turf shall then be coated with liquid polyurethane.

45 The entire system shall be resistant to weather, insects, rot, mildew, and fungus growth, and will be non-allergic and non-toxic.

The entire system shall be constructed for porous standards as specified.

50 The pile surface shall provide excellent traction in all types of weather with the use of conventional athletic type shoes, composition molded sole athletic shoes, baseball spikes and screw-on football cleats.

In addition to tufted-in, or inlaid lines (not routed), the pile surface shall be suitable for both temporary and permanent line markings using paint recommended by the synthetic turf manufacturer.

55 The fabric surface will be installed in widths no greater than 15'-0," no seams.

The entire system will be constructed to maximize dimensional stability, to resist damage and normal wear and tear from its designated use, and resistant to ultraviolet rays.

All adhesive used in bonding the system together and to the sub-base will be resistant to moisture, bacterial and fungus attacks, and resistant to ultraviolet rays.

5 The turf shall be anchored at the perimeter to a continuous composite nailer.

2.02 INFILL MATERIAL

10 No infill.

2.03 FABRIC SURFACE

15 The pile surface will resemble freshly mown natural grass in appearance, texture and color.

The pile surface will be nominally uniform in length.

Provide factory punched holes thru the fabric backing for drainage or manufacturers standard drainage method.

20 **2.04 PHYSICAL PROPERTIES/VALUES**

Yarn type: Primary - Polyethylene XP slit film, Secondary – Heat set textured nylon monofilament
25 Yarn Color: Primary - Field green, Secondary – Turf green
Yarn Count: Primary - 5,040/1, Secondary - 4200/8
Tufting Construction: dual yarn, alternating rows
Blade Height: 1"
Tufting Gauge: 3/16"
Face Weight: 58 oz
30 Total Product Weight: 108 oz.
Backing: Primary – 18 pic reinforced tricomponent, Secondary – 50 oz. BioCel Polyurethane with 6 oz. nonwoven
Seaming: Micromechanical bonding
Infill: None

35 **2.05 LINE MARKING and NUMBERS**

No markings on the Batting Cage turf.

40 **2.06 DRAINAGE**

Holes punched in the fabric.

45 **PART 3 EXECUTION**

3.02 INSTALLATION - TURF EDGES

50 Around the entire perimeter of the batting cage, the turf shall be attached to a composite nailer provided by the turf installer.

55 **3.03 COMPLETION**

G-MAX TEST

Upon completion a G-max test shall be performed to verify specified requirements.

CLEANING

5 Per the Contract General Conditions, remove all excess material, equipment and debris from site immediately after completion of the work. Leave work in clean condition, ready for use by the Owner. Remove all paint spatters, spots stains and other blemishes from all finished surfaces.

PROTECTION

10 Provide adequate protection for the work to prevent damage by other trades. Replace any material damage at no cost to the Owner.

DEFECTIVE WORK

15 The Contractor will be responsible for correction of all defective work. The Contractor shall repair all work damaged during construction and leave the project area in first class condition.

END OF SECTION



MAJLER ENGINEERING, LLC
 STRUCTURAL ENGINEERS

CITY OF WICHITA
 McADAMS PARK - NEW DUGOUTS & FIELD
 IMPROVEMENTS
 1329 E. 13TH ST. N., WICHITA, KS 67214

©2016
 Schaefer Johnson Cox Fry Architecture, Inc.
 All Rights Reserved.
 These drawings and their contents, including, but not limited to, all concepts, designs, or ideas are the exclusive property of Schaefer Johnson Cox Fry Architecture, Inc. and may not be used or reproduced in any way without the express consent of SJCF.

REVISIONS
 1 ADD #1

PROJECT NUMBER
 5275.20
DATE
 30 NOV 2017
FLOOR PLAN

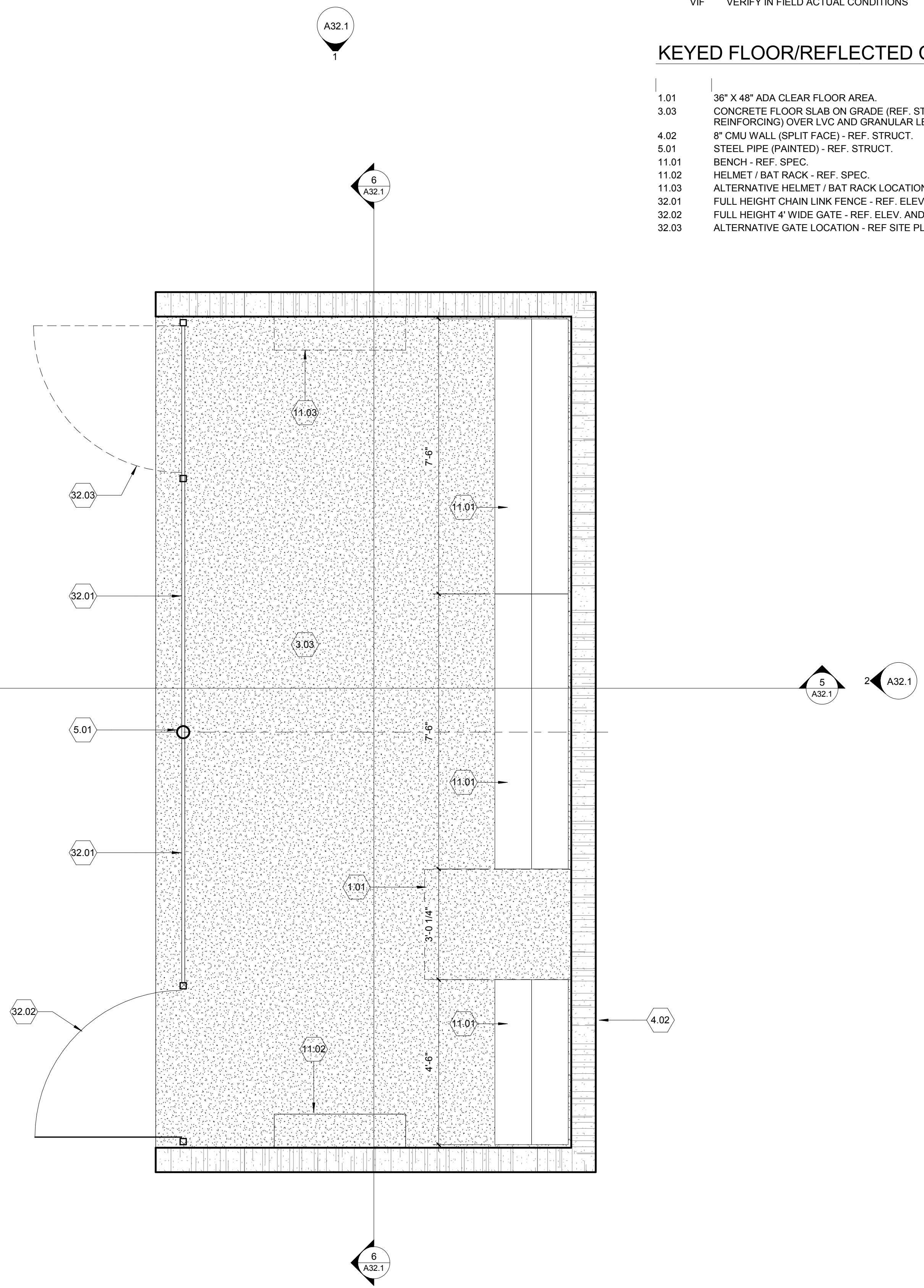
A22.1

GENERAL NOTES - FP

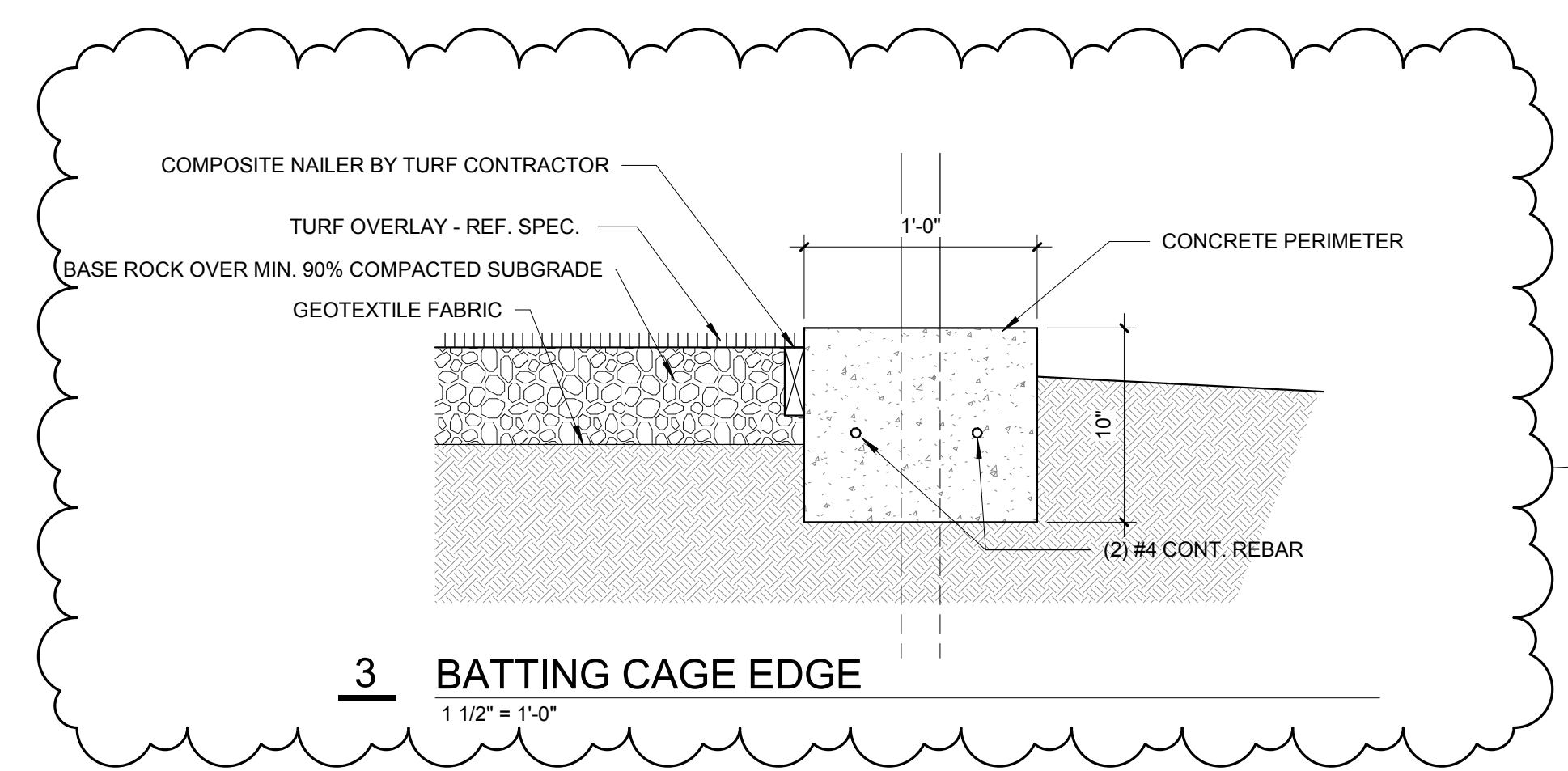
- CONTRACTOR TO VERIFY EXISTING SITE AND BUILDING CONDITIONS.
- REFERENCE SHEET G10.1 FOR GRAPHIC SYMBOL AND DRAWING SYMBOL DEFINITIONS.
- HATCHED WALL WITH DARK (BLACK) PERIMETER LINES INDICATE NEW WALLS. EXISTING WALLS SHOWN WITH SCREENED (GRAY) LINES WITH NO FILL.
- DIMENSIONS ARE TO NOMINAL FACE OF BLOCK.
- ABBREVIATIONS:
 CJ CONTROL JOINT - REF. DETAIL
 FE FIRE EXTINGUISHER AND BRACKET - REF. SPEC.
 FD FLOOR DRAIN, REF. PLUMBING
 DS DOWNSPOUT LOCATION
 NIC NOT IN CONTRACT, ITEM FURNISHED BY OWNER
 VIF VERIFY IN FIELD ACTUAL CONDITIONS

KEYED FLOOR/REFLECTED CLNG PLAN...

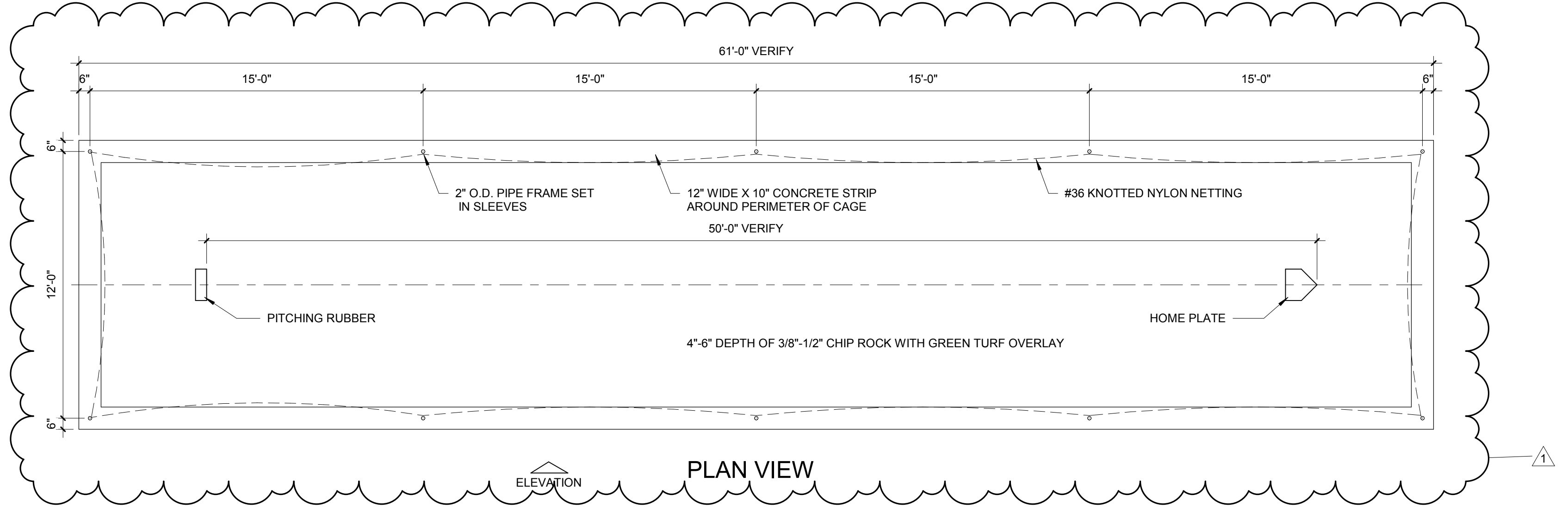
- 1.01 36" X 48" ADA CLEAR FLOOR AREA.
- 3.03 CONCRETE FLOOR SLAB ON GRADE (REF. STRUCT. FOR THICKNESS AND REINFORCING) OVER LVC AND GRANULAR LEVELING BED (REF. SPEC.)
- 4.02 8" CMU WALL (SPLIT FACE) - REF. STRUCT.
- 5.01 STEEL PIPE (PAINTED) - REF. STRUCT.
- 11.01 BENCH - REF. SPEC.
- 11.02 HELMET / BAT RACK - REF. SPEC.
- 11.03 ALTERNATIVE HELMET / BAT RACK LOCATION - REF. SPEC.
- 32.01 FULL HEIGHT CHAIN LINK FENCE - REF. ELEV. AND SPEC.
- 32.02 FULL HEIGHT 4' WIDE GATE - REF. ELEV. AND SPEC.
- 32.03 ALTERNATIVE GATE LOCATION - REF. SITE PLAN.



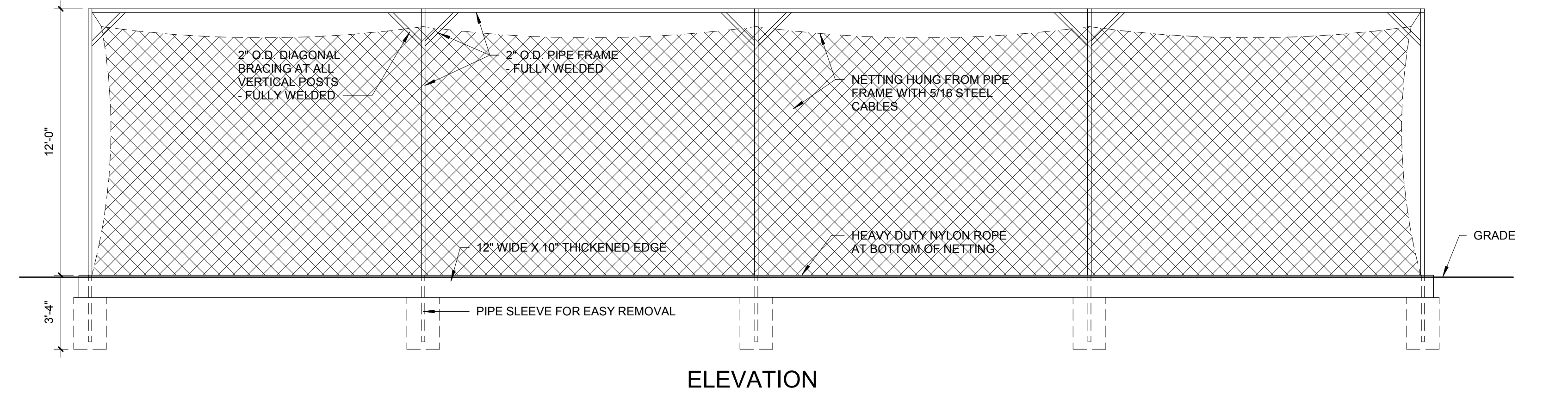
1 DUG OUT - TYPICAL (QTY. 4)
 1/2" = 1'-0"



3 BATTING CAGE EDGE
 1 1/2" = 1'-0"



PLAN VIEW



ELEVATION

2 BATTING CAGE - TYPICAL (QTY. 2)
 1/4" = 1'-0"